


YOUR BENEFITS

- Cutting thickness 5-150mm
- Cutting dia upto 1800mm
- Cutting length 1650mm
- Cutting speed 750mm/min
- Adjustable model rack
- Copper gas distributor
- Precise control board
- Stable & adjustable base
- SCR speed control



WING1800

PROFILE GAS CUTTING MACHINE

Profiling Gas Cutting Machine

The WING1800 profile cutting machine body is precision die-cast from aluminium ingots. This machine is especially suitable for mass production of parts of the same shape. The machine greatly reduces the labour intensity of mobile fuselage or copper plate, and improves productivity.

Cutting Accuracy: <1.5MM

The cutting process meets international industrial standards with its accurate precision, less than 1.5mm. Its cutting thickness is 5-150mm.

Adjustable Model Rack

The sample holder can be adjusted freely for accurate and efficient profiling. So, you can cut any shape and any size in large quantity in the same shape in a short span of time.

Copper Gas Distributor

The distributor is made of pure copper, featuring with long service life and high efficiency. The cable lines are not entangled. Neat and clean.

Precise Control Board

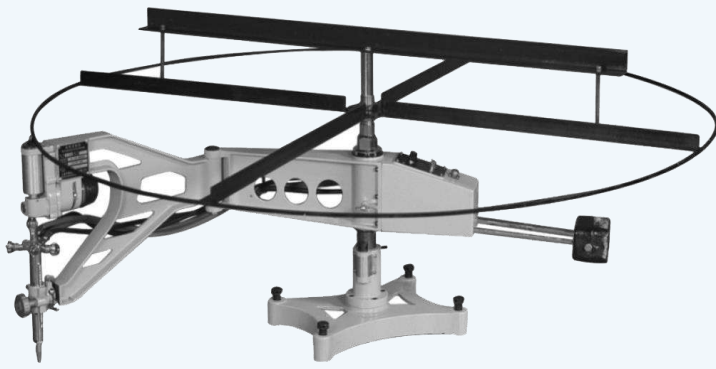
The sophisticated circuit control board is also easy to understand and use. The speed can be adjusted uniformly within the specified range without changing the performance of the motor, and the speed control is also stable.

Stable & Adjustable Base

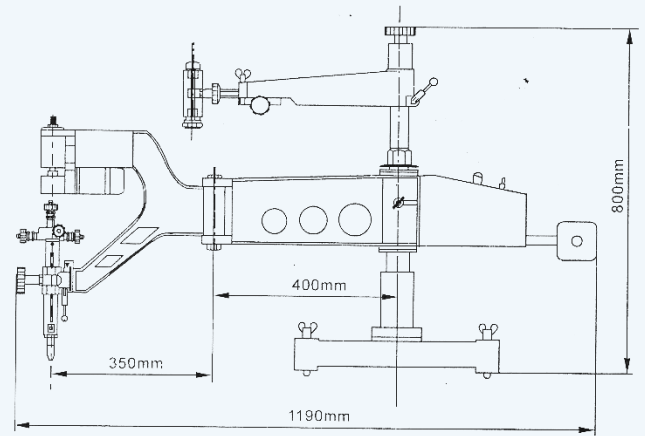
Designed with four base set foot screws, you can feel free for adjust them for suitable position. Stable base means both more compact and more precise.

Broadly Used

Can be used in boiler, shipyard, infrastructure industries, metal industries, metallurgy and small workshop with equal ease.



Template mounted on centre shaft



Shape diagram

TECHNICAL SPECIFICATIONS	WING1800
Input voltage, V	AC220±10%, 1-Ph, 50/60Hz
Modes of cutting	Gas cutting
Cutting thickness range, mm	5-150
Cutting speed, mm/min	50-750
Diameter of cutting circle, Ø mm	20-1800
Template mounted on template holder	Any profile within 30mm to 700 mm dia. circle
Template mounted on centre shaft	Any profile within 700 mm to 1800 mm dia. circle
Length of cutting line, mm	1650
Magnet tracing roller, Ø mm	10
Electric motor	DC110V, 24W, 3600r/min
Speed control	SCR
Control pointer	FWD-OFF-REV toggle switch
Speed control	Continuous variable by a rotary knob
Tracer	Clockwise & Anti-clockwise
Cutter movement	Vertical movement by rack and pinion
Template position	Mounted on template holder or central shaft
Accuracy, mm	≤1.5mm
Cutting torch	Injector type to suit acetylene/LPG
Dimensions (LxWxH), mm	1190x335x800
Weight, kg	58

Contents of package: main body (1 set), standard torch unit assemblage (1 set), Tip (acetylene, 3 pcs), power wire (1 pc), specification sheets and certificate of qualification (1pc each), gas-in connector (1 set). **Standard accessory:** balance bar (1 pc), heavy punch (1 set), sample plate of circle (1 set), connecting pipe for large templates (1 pc).



PRECISE CONTROL BOARD



CUTTING ACCURACY: <1.5MM



COPPER GAS DISTRIBUTOR



ADJUSTABLE MODEL RACK



STABLE & ADJUSTABLE BASE